

## PRODUCT DATASHEET

# DOWNLIGHT LED SLIM SQUARE 105 6 W 3000 K WT

LEDVANCE DOWNLIGHT LED SLIM SQUARE | Flat downlights with integrated driver, square shape



### AREAS OF APPLICATION

- Direct replacement for luminaires with compact fluorescent lamps
- General illumination
- Public areas
- Stairways
- Corridors
- Foyers
- Shops

### PRODUCT BENEFITS

- Very slim housing
- Low installation depth
- High luminous efficacy
- Energy savings up to 60 % (compared to luminaires that use CFL lamps)
- Very homogenous light
- Functional design
- Easy installation with fast connection
- Simple installation thanks to integrated driver

### PRODUCT FEATURES

- Small visible bezel
- Connector box with push wire terminal for tool-free connection
- Light guide made of non-yellowing PMMA for long lifetime



**TECHNICAL DATA**

Electrical data

<b>Operating mode</b>	Electronic control gear (ECG)
<b>Nominal wattage</b>	6.00 W
<b>Nominal voltage</b>	220...240 V
<b>Power factor <math>\lambda</math></b>	0.50
<b>Mains frequency</b>	50/60 Hz

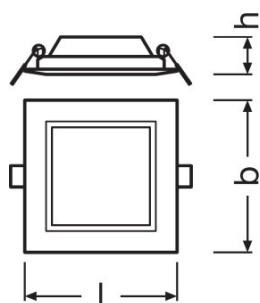
Photometrical data

<b>Color temperature</b>	3000 K
<b>Luminous flux</b>	420 lm
<b>Luminous efficacy</b>	70 lm/W
<b>Standard deviation of color matching</b>	<6 sdc <sub>m</sub>
<b>Light color (designation)</b>	Warm White
<b>Color rendering index Ra</b>	>80

Light technical data

<b>Beam angle</b>	120 °
-------------------	-------

Dimensions & weight



<b>Length</b>	118.0 mm
<b>Width</b>	118.0 mm
<b>Height</b>	30.0 mm
<b>Mounting length</b>	105.0 mm
<b>Mounting width</b>	105.0 mm
<b>Product weight</b>	172.00 g

Colors & materials

<b>Body material</b>	Polycarbonate (PC)
----------------------	--------------------

<b>Housing color</b>	White
<b>Product color</b>	White

### Temperatures & operating conditions

<b>Temperature range in operation</b>	0...40 °C
<b>Ambient temperature range</b>	0...40 °C

### Lifespan

<b>Lifespan L70 at 25 °C</b>	30000 h
<b>Number of switching cycles</b>	50000

### Additional product data

<b>Mounting location</b>	Ceiling / Wall
--------------------------	----------------

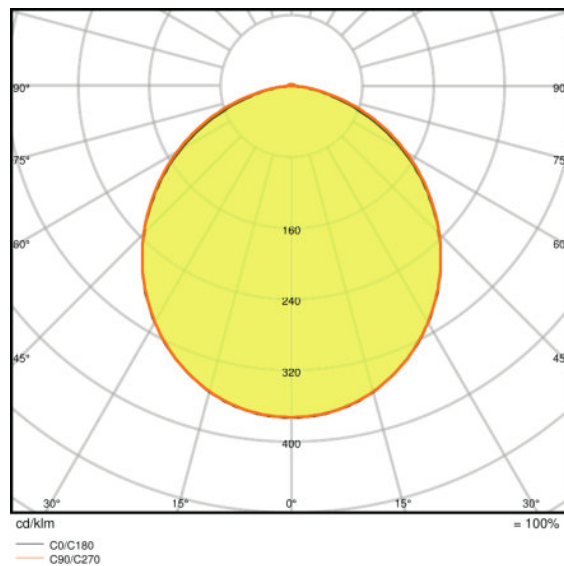
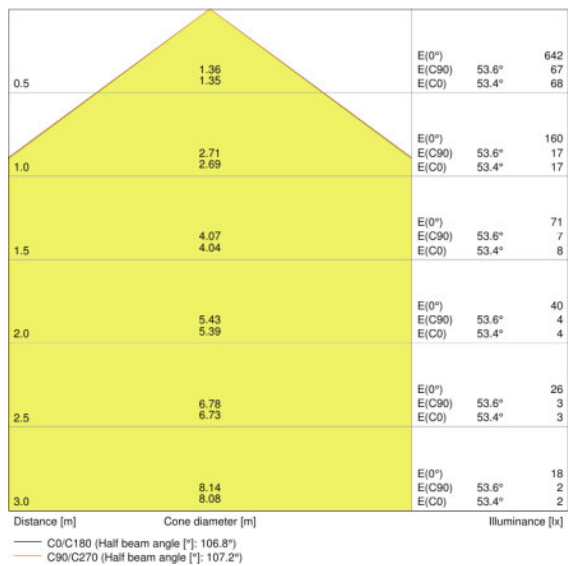
### Capabilities

<b>Dimmable</b>	No
<b>Type of connection</b>	Push button terminal, 2-pole
<b>LED module replaceable</b>	Not replaceable

### Certificates & standards

<b>Protection class IK (shock resistance)</b>	IK03
<b>Photobiological safety group</b>	RG 0
<b>Luminous efficacy of lamp in luminaire</b>	70 lm/W
<b>Protection class</b>	II
<b>Type of protection</b>	IP20
<b>Standards</b>	CE/CB/EAC

Light Distribution



LDC typ cone

LDC typ polar

EQUIPMENT / ACCESSORIES

- Surface mounting frames available as accessories

LOGISTICAL DATA

Product code	Product description	Packaging unit (Pieces/Unit)	Dimensions (length x width x height)	Volume	Gross weight
4058075052468	DOWNLIGHT LED SLIM SQUARE 105 6 W 3000 K WT	Shipping carton box 6	290 mm x 165 mm x 165 mm	7.90 dm <sup>3</sup>	1401.00 g

The mentioned product code describes the smallest quantity unit which can be ordered. One shipping unit can contain one or more single products. When placing an order, for the quantity please enter single or multiples of a shipping unit.

REFERENCES / LINKS

For Guarantee see  
 ▶ [www.ledvance.com/guarantee](http://www.ledvance.com/guarantee)

DISCLAIMER

Subject to change without notice. Errors and omission excepted. Always make sure to use the most recent release.