



Pacific – functional and flexible

Pacific BCW216 LED

Pacific BCW216 is a functional dust-, jet-, shock- and vandalproof luminaire, and can accommodate both TL-D and TL5 (16 mm) fluorescent lamps. The cover is fixed to the housing by means of an innovative concept using integrated fixing points to avoid external lockers. There is a choice of different standard versions available. The luminaire can be mounted individually or in-line with easy 'click' installation. Flexibility is ensured with a choice of fixing points and different cable entries. The TCW216 can also be suspended from Philips TTX410 light-line systems.

Benefits

- Dust-, jet- and shockproof luminaires for use in demanding operating environments; also available in versions for high temperatures (+50°C) and cold stores (-30°C)
- Flexibility and easy installation - most types can be mounted individually or in-line with a simple 'click'
- Available in versions for use with TL-D lamps as well as energy-saving TL5 fluorescent lamps

Features

- Dust-, jet- and shockproof luminaires for use in demanding operating environments
- Flexibility and easy installation - most types can be mounted individually or in-line with a simple 'click'
- Available in versions for use with TL-D lamps as well as energysaving TL5 fluorescent lamps

Application

- Industry
- Indoor working conditions
- Parkings
- Cold store -25°C / -30°C (XAP)



Specifications

<ul style="list-style-type: none"> • Type • Light source • Lamp included • Gear • Connection • Option 	<p>BCW216</p> <p>Fluorescent:</p> <ul style="list-style-type: none"> - 1 x or 2 x MASTER TL5 / G5 / 14, 28, 49, 54, 80 W - 1 x or 2 x MASTER TL-D / G13 / 18, 36, 58 W - 1 x or 2 x MASTER TL-D Xtra or Xtreme / G13 / 36, 58 W - 1 x or 2 x Polar TL-D / G13 / 58 W <p>Yes (lamp color 830, 835 or 840) (835 optional) No</p> <p>Electro magnetic (low loss), 230 or 240 V / 50 Hz:</p> <ul style="list-style-type: none"> - Inductive (I) - Inductive, parallel compensated (IC) - Inductive with possible mounting of capacitor in parallel (IKP) <p>Electronic, 220 - 240 V / 50 - 60 Hz:</p> <ul style="list-style-type: none"> - High Frequency Performer (HFP) - High Frequency Regulator (HFR) - High Frequency Regulator, touch-switch, DALI interface (HFR-TD) (optional) - Electronic Included (EI) <p>Push-in connector (PI) Screw connection block (SI) KIT version systematically with push-in connection block Cable, length 1500 mm, with push-in connection (C1500PI) (optional)</p> <p>Long-life system Xtrem (lamp and gear) Emergency lighting: - 1 hour (EL1), 3 hours (EL3) Fuse (FU) included Through-wiring: - 1-phase, 10 A (TW1-10A), in KIT version - 3-phase, 5 x 1.5 mm² (TW3) - Double entry membrane (DE) Explosion hazardous: Zone 2 and 22, gas group 3C, temperature class T6 (Z2/22-3C-T6) Plastic adapter piece for introduction of flexible cable through cable entry in KIT version (KIT AD) Compact version 2 x 49 W in 1-lamp housing (H1L) and 3 x 49 W in 2-lamp housing (H2L) in KIT version 1-lamp versions with reflector, narrow-beam (NR), wide-beam (WB) asymmetrical (A) in 2-lamp housing (H2L) in KIT version Fluorescent Polar TL-D lamps in KIT version ATEX [Ex nA II T6] and [Ex tD A22 IP66 T80°C]</p>	<ul style="list-style-type: none"> • Installation • Accessory • Remarks • Main applications 	<p>Individual or in line; clicking the luminaire into pre-screwed ceiling brackets Cable entry pre-mounted Variable fixation centres and different cable entries</p> <p>Suspension hooks, BESA box caps and seals, cable gland, vandal-resistant lockers and brackets, through-wiring sets, brackets to mount to TTX400 light-line (ZTX400 MB-WAPR (2PCS))</p> <p>Dedicated ready-to-install versions available with lamp(s) and Water-proof External Connector facility (KIT) Through-wiring luminaire types available on request 1-lamp versions in 2-lamp housing (H2L), 2-lamp versions in 1-lamp housing (H1L) and 3-lamp versions in 2-lamp housing (H2L) Ready-to-install Suitable for use in a flammable atmosphere</p> <p>Industry, indoor working conditions, parkings, cold store -25°C / -30°C (XAP)</p>
---	--	---	--

Related products

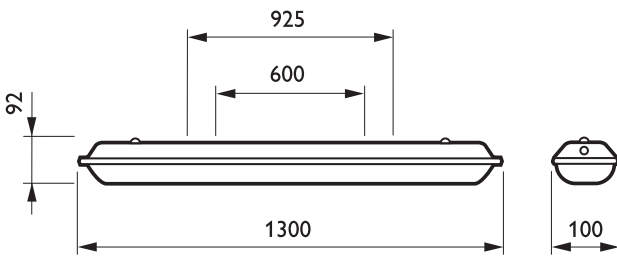


Pacific BCW216 shock-, vandal-, dust- and jetproof LED luminaire

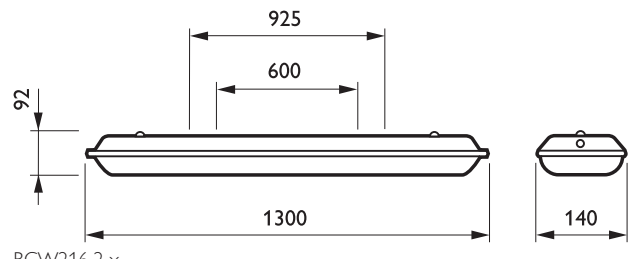


Pacific BCW216 shock-, vandal-, dust- and jetproof LED luminaire

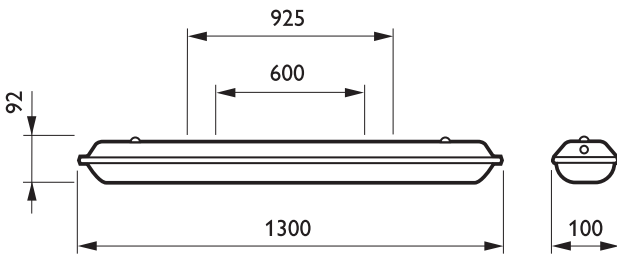
Dimensional drawing



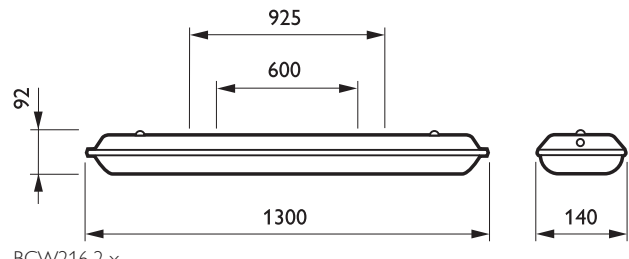
BCW216 1 x



BCW216 2 x



BCW216 1 x



BCW216 2 x

General information

Order code	Product family code	Number of lamps	Lamp family code	Lamp power	Lamp color code	Safety class	IK code	European Community mark
593051 00	BCW216	1	LT-GA	22	840	CLI	IK08	CE
593068 00	BCW216	2	LT-GA	22	840	CLI	IK08	CE
593082 00	BCW216	2	LT-GA	22	840	CLI	IK08	CE



© 2012 Koninklijke Philips Electronics N.V.
All rights reserved.

Specifications are subject to change without notice. Trademarks are the property of Koninklijke Philips Electronics N.V. or their respective owners.

www.philips.com/lighting

2012, April 27
data subject to change