

# Meet Julie

## IP65 LED luminaire



With a tough exterior, Julie is the optimal choice for industrial and commercial applications

- High quality, low energy lighting in wet and dusty environments
- High quality opal diffuser for uniform lighting
- Ideal for replacement and refurbishment projects
- CONNECT version with quick connector for easy installation available
- 1800lm (20W), 4000lm (40W), 6000lm (60W), up to 100lm/W
- Colour Temperature 4000K



**IP65:**  
Dust tight and water resistant



Save up to 60% energy compared to T8 fluorescent



IK08 rated impact resistance



632mm (2ft)  
1232mm (4ft)  
1532mm (5ft)



3h emergency version available



50 000 hours lifetime

Ideal for...



Car parks



Workshops



Underpasses



Storage facilities




Five year warranty

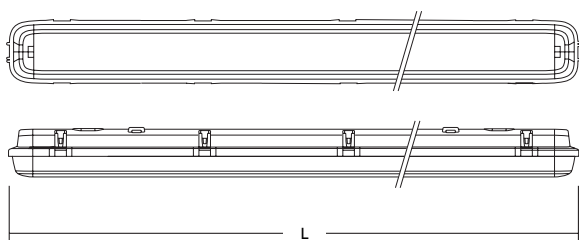
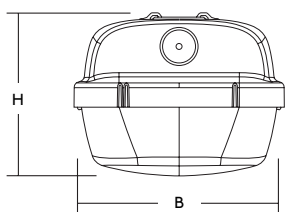
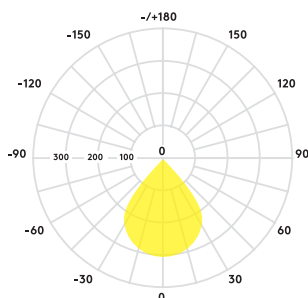
[thornlighting.co.uk/warranty](http://thornlighting.co.uk/warranty)

THORN

## Julie LED 6000 lm

100lm/W 

cd/klm ULOR: 8% DLOR:  
92% LOR: 100%



	L	B	H
JULIE 600 LED IP65 1800	632	103	78
JULIE 1200 LED IP65 4000	1232	103	78
JULIE 1500 LED IP65 4000	1532	85	71
JULIE 1500 LED IP65 6000	1532	103	78

## Installation/Mounting

Suitable for surface mounting. 4x10 mm stainless steel self-tapping screws (not included) can be applied to prevent unauthorised opening of the luminaire.

## Material/Finish

Canopy: Polycarbonate  
Diffuser: Opal polycarbonate  
Bracket: Stainless steel

## Light source information

- Life time 50 000 hours (@L70B50, Ta 25°C)
- 1800lm (20W), 4000lm (40W), 6000lm (60W), up to 100lm/W
- Colour temperature 4000K
- CRI 80
- McAdams (initial): 4 step

## Specification

- Class I electrical
- IK08
- IP65

## Ordering guide

Description	Wt (Kg)	SAP Code	Cat. No.
★ JULIE 600 LED IP65 1800 840	1.20	96628548	JU1800Z2F
JULIE 1200 LED IP65 4000 840	1.50	96665577	JU4000Z4F
JULIE 1500 LED IP65 4000 840	1.56	96628396	JU4000Z5F
JULIE 1500 LED IP65 6000 840	1.95	96665580	JU6000Z5F
JULIE 1200 LED IP65 4000 840 CONNECT	1.56	96665578	JU4000ZQC4K
JULIE 1500 LED IP65 6000 840 CONNECT	1.95	96665581	JU6000ZQC4K

### Emergency versions

JULIE 1200 LED IP65 4000 840 E3	1.90	96628379	JU4000ZE4F
JULIE 1500 LED IP65 4000 840 E3	1.96	96628397	JU4000ZE5F
JULIE 1500 LED IP65 6000 840 E3	2.35	96665582	JU6000ZE5F

### Spare part

JULIE LED Spare Mount Kit (SPARE parts)	96628409	JUACCKIT
---	----------	----------

### Lighting Control

SWITLITE SLD BATTEN PIR	96601988
SWITLITE CC PROGRAMMER	96240295

CONNECT : with AAG STUCCHI quick connector

★ New

Economical LED lighting  
from Thorn

www.thorn-eco.com



**THORN**  
eco