



CorePro LEDtube EM/Mains

CorePro LEDtube 1200mm 14.5W840

The CorePro LEDtube is an affordable LED solution suitable for replacing T8 fluorescent lamps. The product provides a natural lighting effect for use in general lighting applications, as well as instant energy savings – an environmentally friendly solution.

Product data

General Information		Starting time (nom.)	
Cap base	G13 [Medium Bi-Pin Fluorescent]		0.5 s
Main application	Industrial	Warm-up time to 60% light (nom.)	0.5 s
Nominal lifetime (nom.)	30000 h	Power factor (nom.)	0.9
Switching cycle	200000X	Voltage (Nom)	220-240 V
B50L70	30000 h		
Light Technical		Temperature	
Colour code	840 [CCT of 4000K (841)]	T ambient (max.)	45 °C
Luminous flux (nom.)	1600 lm	T ambient (min.)	-20 °C
Luminous flux (rated) (nom.)	1600 lm	T storage (max.)	65 °C
Correlated colour temperature (nom.)	4000 K	T storage (min.)	-40 °C
Colour consistency	<6	T-Case maximum (nom.)	40 °C
Color rendering index (nom.)	80		
LLMF at end of nominal lifetime (nom.)	70 %	Controls and Dimming	
		Dimmable	no
Operating and Electrical		Mechanical and Housing	
Input frequency	50 to 60 Hz	Product length	1200 mm
Power (Rated) (Nom)	14.5 W		
Lamp current (nom.)	70 mA	Approval and Application	
		Energy-saving product	Yes

CorePro LEDtube EM/Mains

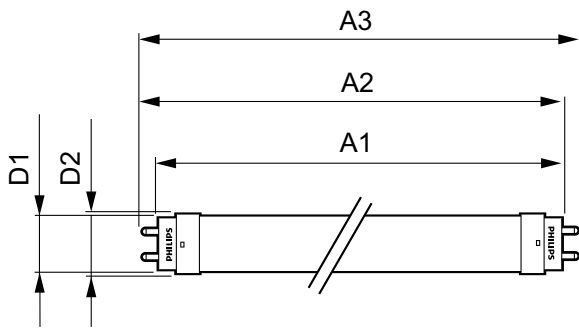
Energy efficiency label (EEL)	A+
Approval marks	CE marking RoHS compliance KEMA Keur certificate
Energy Consumption kWh/1000 h	15 kWh
Product Data	
Full product code	871869671107100
Order product name	CorePro LEDtube 1200mm 14.5W840
EAN/UPC – product	8718696711071

Order code	71107100
Numerator – quantity per pack	1
Numerator – packs per outer box	10
Material no. (12NC)	929001338802
Net weight (piece)	0.215 kg

Warnings and Safety

• -

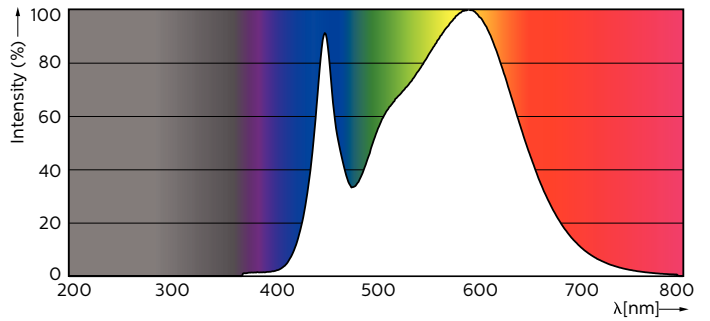

Dimensional drawing



TLED 4ft 14.5-36W 1600lm 4000K G13 Ess

Product	D1	D2	A1	A2	A3
CorePro LEDtube 1200mm 14.5W840	25.7 mm	28 mm	1198 mm	1205 mm	1212 mm

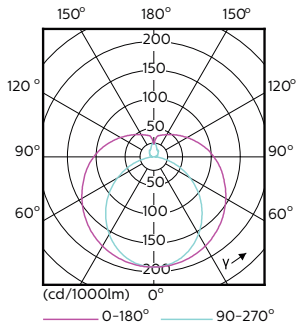
Photometric data



LEDtube 1500mm 20W G13 840 2200lm

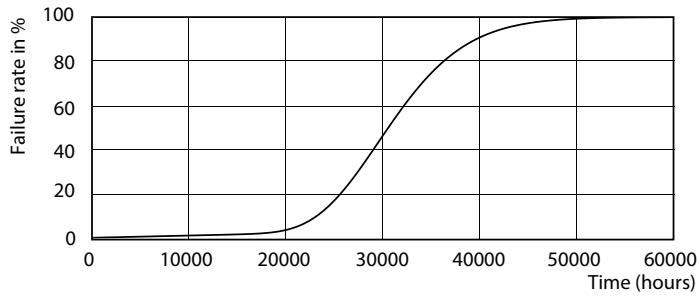
CorePro LEDtube EM/Mains

Photometric data

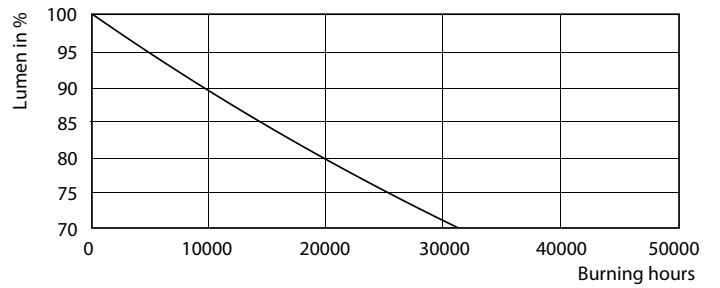


LEDtube 1500mm 20W G13 840 2200lm

Lifetime



LEDtube 1500mm 20W G13 840 2200lm



LEDtube 1500mm 20W G13 840 2200lm

