



# CoreLine Highbay

## BY121P G3 LED205S/840 PSD WB GR

Generation 3 - LED Module, system flux 20,500 lm - 840 neutral white - Power supply unit with DALI interface - Wide beam - Grey

Following the successful introduction of the CoreLine High-bay in 2013, the upgrade to a new generation of LEDs has further improved color rendering and total cost of ownership. Designed as a replacement for HPI 250/400 W luminaires, CoreLine High-bay offers customers all the benefits of LED lighting – fresh light quality, longer service lifetime, reduced energy consumption and maintenance – from a trusted manufacturer. At the same time, it delivers clear benefits for the installer too. The luminaire can be installed on the existing grid. Electrical connection is straightforward: there is no need to open the luminaire for installation or servicing. And being smaller and lighter than conventional luminaires, it is very easy to handle.

### Product data

General Information			
Number of light sources	1 [ 1 pc]	Connection	CU3 [ Connection unit 3-pole]
Lamp family code	LED205S [ LED Module, system flux 20,500 lm]	Cable	Cord 0.5 m with cable connector 3-pole
Beam angle of light source	- °	Protection class IEC	Safety class I (I)
Light source colour	840 neutral white	Colour	Grey
Light source replaceable	No	Standard RAL colour	Light Grey (7035)
Number of gear units	1 unit	Glow-wire test	650/5 [ Temperature 650 °C, duration 5 s]
Driver/power unit/transformer	PSD [ Power supply unit with DALI interface]	Flammability mark	F [ For mounting on normally flammable surfaces]
Driver included	Yes	CE mark	CE mark
Optic type	WB [ Wide beam]	ENEC mark	-
Optical cover/lens type	PC [ Polycarbonate bowl/cover]	Warranty period	3 years
Luminaire light beam spread	100°	Constant light output	Yes
Control interface	DALI	Number of products on MCB	8

# CoreLine Highbay

RoHS mark	-
-----------	---

## Operating and Electrical

Input voltage	200 to 240 V
Input frequency	50-60 Hz
Control signal voltage	0-16 V DC DALI
Initial CLO power consumption	142 W
Average CLO power consumption	142 W
Inrush current	53 A
Inrush time	0.3 ms
Power factor (min.)	0.9

## Controls and Dimming

Dimmable	yes
----------	-----

## Mechanical and Housing

Housing material	Aluminium
Optic material	Polycarbonate
Optical cover/lens material	Polycarbonate
Fixation material	-
Optical cover/lens finish	Clear
Overall length	454 mm
Overall width	452 mm
Overall height	152 mm
Overall diameter	452 mm

## Approval and Application

Ingress protection code	IP65 [ Dust penetration-protected, jet-proof]
Mech. impact protection code	IK07 [ 2 J reinforced]

## Initial Performance (IEC Compliant)

Initial luminous flux	20500 lm
Luminous flux tolerance	+/-10%

Initial LED luminaire efficacy	130.000 lm/W
Init. Corr. colour temperature	4000 K
Init. colour rendering index	≥80
Initial chromaticity	(0.38, 0.38) SDCM <5
Initial input power	155 W
Power consumption tolerance	+/-10%

## Over Time Performance (IEC Compliant)


Driver failure rate at 5,000 hours	1 %
Median useful life L70B50	50000 h
Median useful life L80B50	30000 h
Median useful life L90B50	15000 h

## Application Conditions

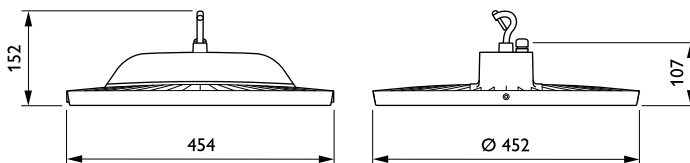
Ambient temperature range	-30 to +45 °C
Average ambient temperature	25 °C
Maximum dimming level	10%
Suitable for random switching	Yes (relates to presence/ movement detection and daylight harvesting)

## Product Data

Full product code	871016330147100
Order product name	BY121P G3 LED205S/840 PSD WB GR
EAN/UPC – product	8710163301471
Order code	30147100
Numerator – quantity per pack	1
Numerator – packs per outer box	1
Material no. (12NC)	911401505631
Net weight (piece)	4.800 kg

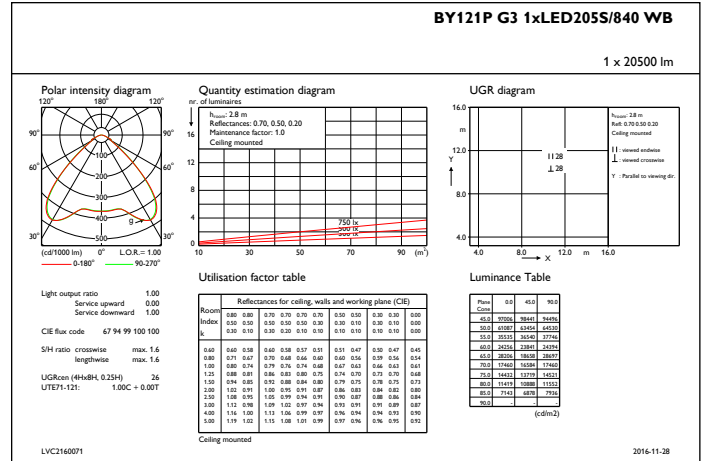
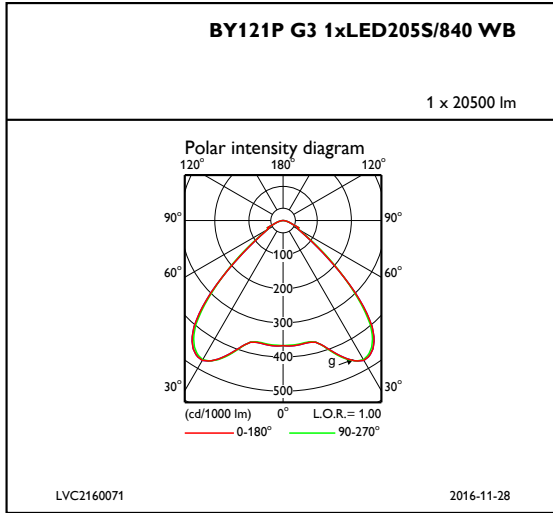


## Dimensional drawing



CoreLine High-bay BY120P/BY121P

Photometric data



IFPC1\_BY121PG31xLED205S840WB

IFGU1\_BY121PG31xLED205S840WB

