



Voyager Escape

THORN

96642782 VOYAGER ESCAPE E3NM MRE

LED 3W LED_VOYE_110 T_a40 IP20  

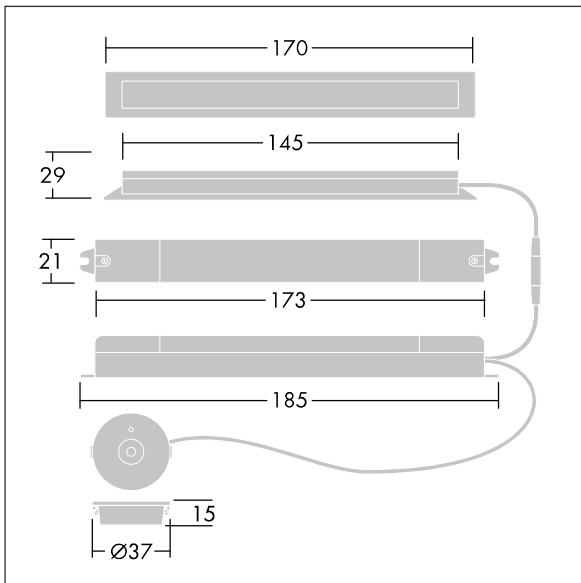
Voyager Escape

Small ceiling recessed LED emergency luminaire with 3 hour, non-maintained, manual test emergency lighting circuit. Body: white aluminium alloy. Clips: stainless steel. Class II electrical, IP20. Suitable for escape routes and open areas.

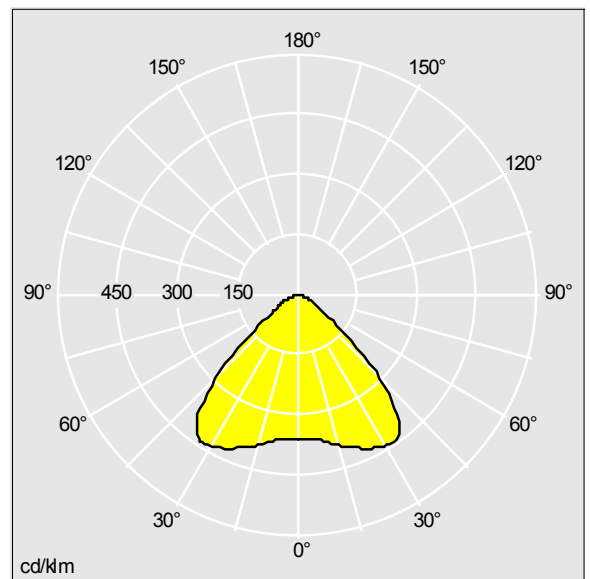
Dimensions: Ø37 x 15 mm
Total power: 3 W
Total luminous flux: 110 lm
Weight: 0.31 kg



TLG_VOYE_F_PDB.jpg



TLG_VOYE_M_LD1.wmf



TLG_SP_0042234.idt

Lamp position: STD - standard
Light Source: LED
Luminaire luminous flux*: 110 lm
Luminaire efficacy*: 37 lm/W
Lamp efficacy: 37 lm/W
Colour Rendering Index min.: 80
Correlated colour temperature*: 4000 Kelvin

Rated median useful life*: 30000h L70 at 25°C
Ballast: 1x HF_
Luminaire input power*: 3 W
Charging power: 3 W
Dimming: Fixed output
Maintenance category: D - Enclosed IP2X
LOR: 1,00 ULOR: 0,00 DLOR: 1,00

All values marked with an * are rated values. Thorn uses tried and tested components from leading suppliers, however there may be isolated instances of technology-related failures of individual LEDs during the rated product lifetime. International standards set the tolerance in initial flux and connected load at $\pm 10\%$. Colour temperature is subject to a tolerance of up to ± 150 Kelvin from the nominal value. Unless stated otherwise, the values apply to an ambient temperature of 25°C.

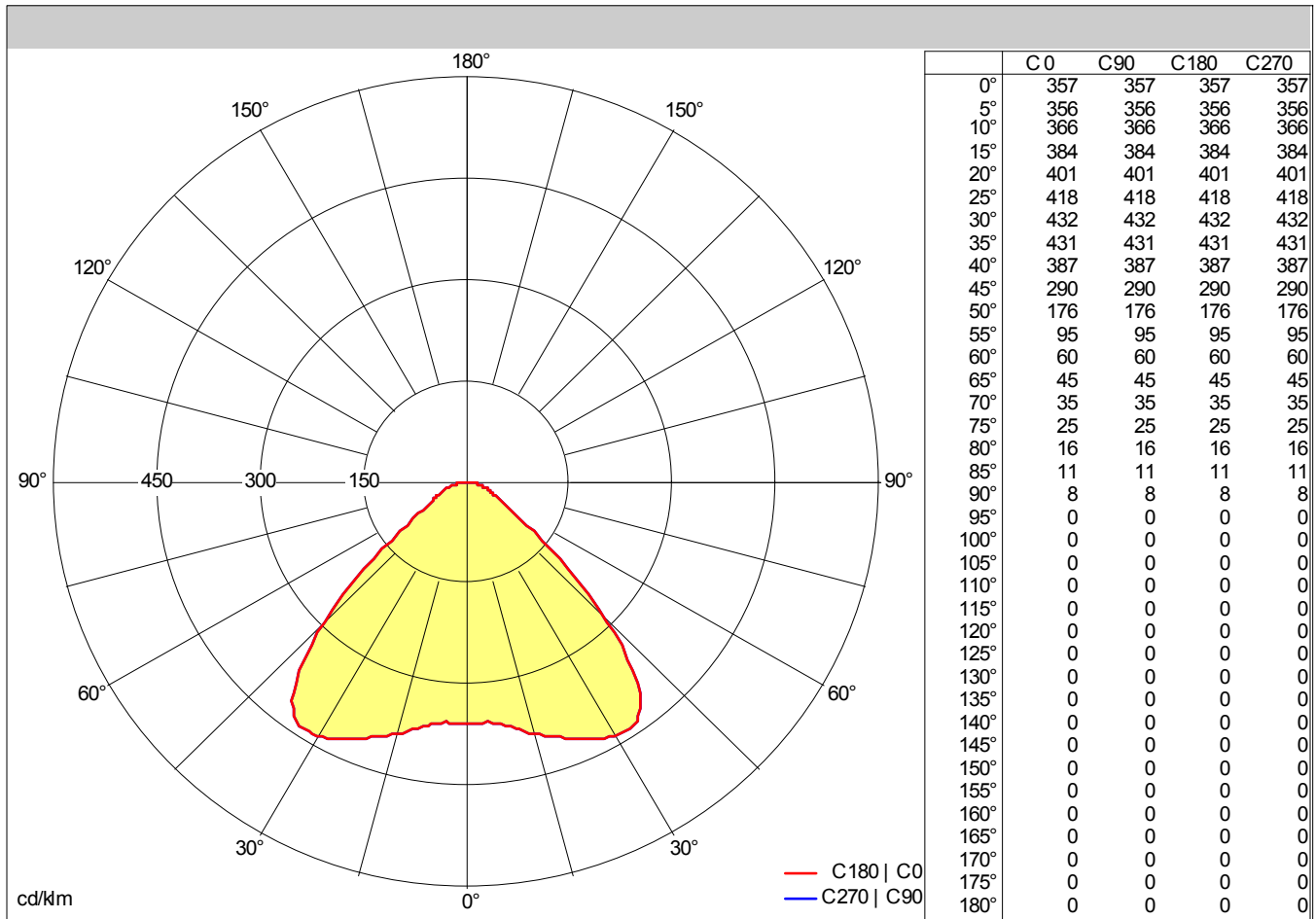
In most products the failure of one LED point causes no functional impairment to the lighting performance of the luminaire and is therefore no reason for complaint.

Thorn Lighting is constantly developing and improving its products. The right is reserved to change specifications without prior notification or public announcement.

© Thorn Lighting

Voyager Escape

96642782 VOYAGER ESCAPE E3NM MRE



Light output ratio	
LOR	100 %
ULOR	0 %
DLOR	100 %
FFR	0.00 (0:100)
BLF	1.00

Glare Evaluation	
X = 4 H, Y = 8 H	S = 1.00 H
Reflection factors	70/50/20
UGR transversal	>28
UGR axial	>28

Classification	
LITG	A50
EN	
BZ	BZ1
UTE	1.00 C
CIE Flux Codes	64 92 98 100 100

Utilization Factors									
Room Reflectance Ceiling/Walls/Floor	Room Index								
	0.75	1.00	1.25	1.50	2.00	2.50	3.00	4.00	5.00
70 / 50 / 20	73	80	86	90	96	99	102	105	107
70 / 30 / 20	67	75	81	85	91	95	98	102	105
70 / 10 / 20	62	70	77	81	88	92	95	99	102
50 / 50 / 20	71	78	84	88	93	96	98	101	103
50 / 30 / 20	66	73	79	84	89	93	95	99	101
50 / 10 / 20	62	69	76	80	86	90	93	97	99
30 / 50 / 20	70	77	82	86	90	93	95	98	99
30 / 30 / 20	65	72	78	82	87	90	93	96	98
30 / 10 / 20	62	69	75	79	84	88	91	94	96
0 / 0 / 0	60	67	72	76	81	84	87	90	91

According to CIBSE Technical Memorandum No. 5 1980

SHR Nom =	1.50
SHR Max =	1.57
SHR Max TR =	2.08

Photometric data file: TLG_SP_0042234.ltd