



# CoreLine Waterproof

## WT120C G2 LED40S/840 PSU ELB3 L1200

LED module, system flux 4000 lm - 840 neutral white - Power supply unit - Emergency lighting 3 hours duration

CoreLine waterproof delivers on the CoreLine promise of innovative, easy-to-use and high-quality luminaires. CoreLine waterproof products can directly replace traditional waterproof luminaires with fluorescent lamps ranging from 18W up to 58W. With its slim and stylish design, it continues to keep its well-known and appreciated architecture. Installation is quick and easy, all thanks to its efficient design. CoreLine waterproof provides better wide-beam light distribution for straightforward and effective lighting. Interact Ready luminaires with integrated wireless communications are also available in this range, ready to be used with Interact gateways, sensors and software.

### Warnings and Safety

- UV radiation will damage the material over time resulting in loss of waterproof sealing and IP65 rating.
- Do not install the luminaire on locations where it is exposed to direct sunlight.

### Product data

General Information		Control interface	
Lamp family code	LED40S [ LED module, system flux 4000 lm]	Control interface	-
Light source color	840 neutral white	Connection	Push-in connector 4-pole
Light source replaceable	No	Cable	-
Number of gear units	1 unit	Protection class IEC	Safety class I
Driver/power unit/transformer	Power supply unit	Glow-wire test	Temperature 850 °C, duration 30 s
Driver included	Yes	Flammability mark	For mounting on easily flammable surfaces
Optic type	Beam angle 110°	CE mark	CE mark
Luminaire light beam spread	105°	ENEC mark	ENEC mark
Emergency lighting	Emergency lighting 3 hours duration	Warranty period	5 years
		Remarks	*-Per Lighting Europe guidance paper *Evaluating performance of LED based

## CoreLine Waterproof

	luminaire - January 2018*: statistically there is no relevant difference in lumen maintenance between B50 and for example B10. Therefore, the median useful life (B50) value also represents the B10 value.
Constant light output	No
Number of products on MCB of 16 A type B	60
EU RoHS compliant	Yes
Service tag	Yes
Unified glare rating CEN	25

### Operating and Electrical

Input Voltage	220 to 240 V
Input Frequency	50 or 60 Hz
Inrush current	5.16 A
Inrush time	0.047 ms
Power Factor (Min)	0.86

### Controls and Dimming

Dimmable	No
----------	----

### Mechanical and Housing

Housing Material	Polycarbonate
Reflector material	Steel
Optic material	Polycarbonate
Optical cover/lens material	Polycarbonate
Gear tray material	Steel
Fixation material	Stainless steel
Optical cover/lens finish	Frosted
Overall length	1215 mm
Overall width	80 mm
Overall height	76 mm
Color	Gray
Dimensions (Height x Width x Depth)	76 x 80 x 1215 mm (3 x 3.1 x 47.8 in)

### Approval and Application

Ingress protection code	IP65 [ Dust penetration-protected, jet-proof]
-------------------------	---

Mech. impact protection code	IK08 [ 5 J vandal-protected]
------------------------------	------------------------------

### Initial Performance (IEC Compliant)

Initial luminous flux (system flux)	4000 lm
Luminous flux tolerance	+/-10%
Initial LED luminaire efficacy	114 lm/W
Init. Corr. Color Temperature	4000 K
Init. Color Rendering Index	>80
Initial chromaticity	(0.38,0.38)SDCM<=3
Initial input power	34 W
Power consumption tolerance	+/-10%

### Over Time Performance (IEC Compliant)

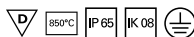
Control gear failure rate at median useful life 50000 h	5 %
Lumen maintenance at median useful life* 50000 h	L80

### Application Conditions

Ambient temperature range	0 to +25 °C
Performance ambient temperature Tq	25 °C
Maximum dim level	Not applicable
Suitable for random switching	Not applicable

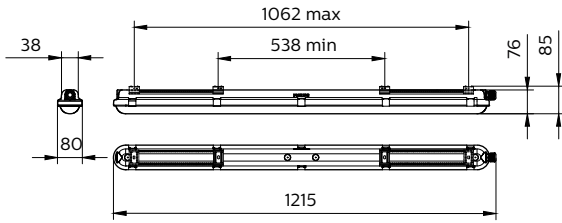
### Product Data

Full product code	871829185419700
Order product name	WT120C G2 LED40S/840 PSU ELB3 L1200
EAN/UPC - Product	8718291854197
Order code	910505100054
Numerator - Quantity Per Pack	1
Numerator - Packs per outer box	1
Material Nr. (12NC)	910505100054
Net Weight (Piece)	2.530 kg



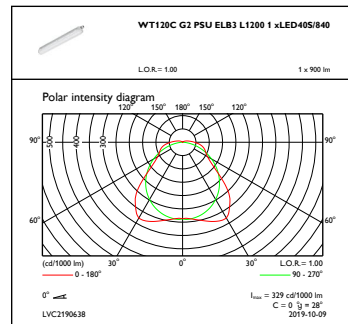
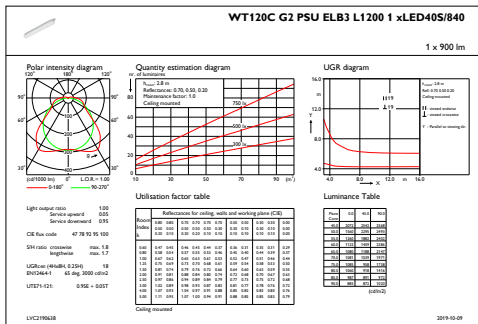
# CoreLine Waterproof

## Dimensional drawing



## CoreLine Waterproof WT120C

## Photometric data



## IFGU1\_WT120CG2PSUEL3L12001xLED405840

## OFPC1\_WT120CG2PSUEL3L12001xLED405840

